



# NEW ALPHA Series LPWS Engines

## LPWS2, LPWS3, LPWS4, LPWST4

Power range: 7.4–30.8 kW; 9.9–41.3 bhp  
Full-load speed range: 1500–3600 r/min

*Durable, reliable, emission-compliant liquid-cooled diesel engines*

### Emissions Compliance

LPWS engines are fully compliant with the following emissions regulations:

- ✓ EU Stage 3A
- ✓ USA EPA Interim Tier 4
- ✓ India legislation GSR 448(E)

### Other Special Attributes


- ✓ variable and fixed-speed builds available
- ✓ designed for continuous operation in ambient temperatures up to 52°C (122°F)
- ✓ cold-start capability down to -32°C (-25.6°F)

### Basic Engine Characteristics

- diesel fuelled
- indirect injection
- 2, 3 or 4 cylinders
- liquid cooled
- naturally aspirated or turbocharged (LPWST4)

### Design Features and Equipment

- heavy-duty air cleaner
- inlet and exhaust manifolds
- inlet manifold heater plugs
- combustion-chamber glow plugs
- fuel lift pump
- self-vent fuel system with individual fuel injection pumps
- fuel filter/agglomerator
- gear-driven positive displacement type lubricating oil pump
- spin-on lubricating oil filter



- low oil-pressure switch
- 12V electric start
- flywheel with ring gear
- SAE 5 flywheel housing
- operators' handbook

### Optional Items

- radiator options with choice of pusher or puller fan and full guarding
- extended warranty (see below)

### Warranty

- standard: two years from delivery
- optional: five years from delivery

Conditions apply.

**NEW ALPHA Series: LPWS Engines Technical Data Sheet**

Variable Speed: Power Outputs to ISO 3046 <sup>1</sup>								
Model	Power	r/min:	1500	1800	2000	2500	3000	3600
LPWS2	Continuous	kW	7.4	9.1	10.1	12.2	13.4	N/A
		bhp	9.9	12.2	13.5	16.3	18.0	
	Intermittent (Fuel Stop)	kW	8.1	10.0	11.1	13.4	14.7	
		bhp	10.9	13.4	14.9	18.0	19.7	
LPWS3	Continuous	kW	11.1	13.6	15.2	18.3	20.1	
		bhp	14.9	18.2	20.4	24.5	26.9	
	Intermittent (Fuel Stop)	kW	12.2	15.0	16.7	20.1	22.1	
		bhp	16.4	20.1	22.3	26.9	29.6	
LPWS4	Continuous	kW	14.7	18.2	20.2	24.4	26.8	
		bhp	19.7	24.4	27.0	32.7	35.9	
	Intermittent (Fuel Stop)	kW	16.2	20.0	22.2	26.8	29.5	
		bhp	21.7	26.8	30.0	35.9	39.5	

Fixed Speed: Power Outputs to ISO 3046								
Model	Power	r/min:	1500	1800	2000	2500	3000	3600
LPWS2	Continuous	kW	7.5	9.3	N/A	N/A	13.4	14.0
		bhp	10.1	12.5			18.0	18.8
	Intermittent (Fuel Stop)	kW	8.2	10.2			14.7	15.4
		bhp	11.0	13.7			19.7	20.6
LPWS3	Continuous	kW	11.3	13.9			20.1	21.0
		bhp	15.2	18.6			26.9	28.1
	Intermittent (Fuel Stop)	kW	12.4	15.3			22.1	23.1
		bhp	16.6	20.5			29.6	31.0
LPWS4	Continuous	kW	15.0	18.6			26.8	28.0
		bhp	20.1	24.9			36.0	37.5
	Intermittent (Fuel Stop)	kW	16.5	20.3			29.5	30.8
		bhp	22.1	27.5			39.6	41.3
LPWST4	Continuous	kW	18.9	23.8				
		bhp	25.3	31.9				
	Intermittent (Fuel Stop)	kW	20.8	26.2				
		bhp	27.8	35.1				

1. Power ratings measured at the flywheel, and fuel consumptions, apply to a fully run-in, non-derated engine without a radiator and fan fitted, and without power absorbing accessories or transmission equipment.
2. The overload capability applies to a fully run-in engine. This is normally attained after a running period of about 50 hours.

Variable Speed: Torque								
Model	Power	r/min:	1500	1800	2000	2500	3000	3600
LPWS2		Nm	51.6	53.1	53.0	51.2	46.8	N/A
		lbf ft	38.0	39.2	39.0	37.8	34.5	
LPWS3	Intermittent (Fuel Stop)	Nm	77.7	79.6	79.7	76.8	70.3	
		lbf ft	57.3	58.7	58.8	56.6	51.8	
LPWS4		Nm	103.1	106.1	106.0	102.4	93.9	
		lbf ft	76.0	78.3	78.3	75.5	69.1	

Technical Data					
		LPWS2	LPWS3	LPWS4	LPWST4
Number of cylinders		2	3	4	4
Type of fuel injection		Indirect			
Aspiration		Natural			Turbo
Direction of rotation, looking on the flywheel end		Anticlockwise			
Nominal cylinder bore	mm	86.0	86.0	86.0	86.0
	in	3.38	3.38	3.38	3.38
Stroke	mm	80.0	80.0	80.0	80.0
	in	3.15	3.15	3.15	3.15
Total cylinder capacity	litre	0.930	1.395	1.860	1.860
	in <sup>3</sup>	56.75	85.13	113.50	113.50
Compression ratio		23.5 : 1	23.5 : 1	23.5 : 1	22 : 1
Firing order		1-2	1-2-3	1-3-4-2	1-3-4-2
Minimum full-load speed	r/min	1500	1500	1500	1500
Number of flywheel ring-gear teeth		96	96	96	96
Gear-end power take-off (subject to Lister Petter approval)	Maximum inline	kW	12	12	12
		bhp	16	16	16
	Maximum side load using a drive belt	kW	0.8	0.8	0.8
		bhp	10.7	10.7	10.7
Maximum continuous crankshaft end thrust	kgf	180	180	180	
	lbf	400	400	400	
Maximum permissible intake restriction at full rated speed and load	mbar	25	25	25	
	in H <sub>2</sub> O	10	10	10	
Maximum permissible exhaust back pressure	mbar	75	75	75	
	in H <sub>2</sub> O	30	30	30	
Lubricating-oil pressure at 3000 r/min and with the oil at 110° C (230° F)	bar	2.0	2.0	2.0	
	lbf/in <sup>2</sup>	29	29	29	
Lubricating-oil pressure at idle	bar	1.0	1.0	1.0	
	lbf/in <sup>2</sup>	14.5	14.5	14.5	

### Emissions Compliance: Key to Colour Coding



Compliant with EU Stage 3A, USA EPA Interim Tier 4 and India GSR 448(E).




Compliant with EU Stage 3A and USA EPA Interim Tier 4 legislation.



Compliant with EU Stage 3A and India GSR 448(E) legislation.



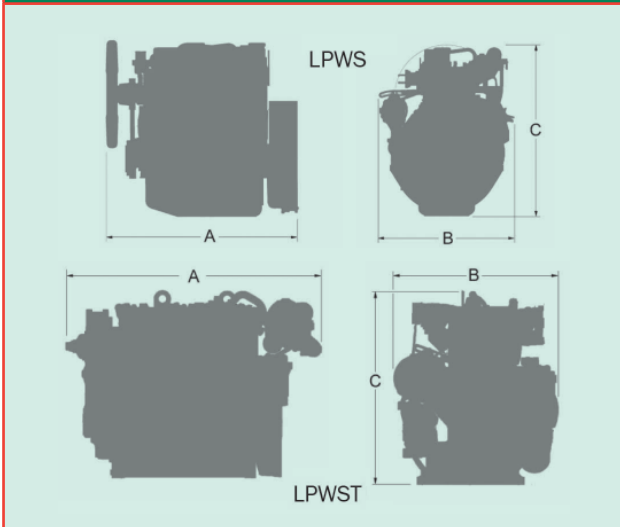
Compliant with EU Stage 3A legislation only.



Compliant with USA EPA Interim Tier 4 legislation only.

Variable Speed: Maximum Fuel Consumption								
Model	Power	r/min:	1500	1800	2000	2500	3000	3600
LPWS2	Continuous	litre/hr	2.1	2.5	2.9	3.5	4.4	N/A
		US gal/hr	0.55	0.66	0.76	0.92	1.16	
LPWS3		litre/hr	3.1	3.7	4.4	5.3	6.6	
		US gal/hr	0.81	0.97	1.16	1.39	1.74	
LPWS4		litre/hr	4.1	5.0	5.8	7.1	8.8	
		US gal/hr	1.08	1.32	1.53	1.87	2.32	

**Approximate Dimensions and Weight**



		LPWS2	LPWS3	LPWS4	LPWST4
Dry Weight	kg	112	150	180	186
	lb	247	330	396	409
Length (A)	mm	496	596	696	786
	in	19.5	23.5	27.4	30.9
Width (B)	mm	470	470	470	480
	in	18.5	18.5	18.5	18.9
Height (C)	mm	574	574	574	574
	in	22.6	22.6	22.6	22.6

**Rating Definitions, to ISO 3046**

**ISO Standard Conditions**

Barometric pressure .....100 kPa  
 Relative humidity..... 30%  
 Ambient temperature at air inlet manifold.....25°C

**1. Fixed speed power: continuous power (ICN)**

The power in kW which the engine is capable of delivering continuously at the stated crankshaft speed, under ISO standard conditions, measured at the flywheel without power-absorbing accessories, provided that the engine is overhauled and maintained in good operating condition and that fuel to BS EN 590 Class A1 or A2, and lubricating oils to the correct performance specification and viscosity classification as recommended by Lister Petter Limited, are used.

**2. Fixed speed power: overload power (ICXN)**

The maximum power in kW which the engine is capable of delivering intermittently at the stated crankshaft speed for a period not exceeding one hour in any period of twelve hours' continuous running, immediately after working at the continuous power, under ISO standard conditions and with the provisions specified in (1) above.

**3. Variable speed: fuel-stop power, continuous power (IFN)**

The maximum power in kW which an engine is capable of delivering continuously at stated crankshaft speed, under ISO standard conditions and with the provisions specified in (1) above, with the fuel limited so that the fuel stop power cannot be exceeded.

**4. Variable speed: fuel-stop power, intermittent power (IOFN)**

The maximum power in kW which an engine is capable of delivering intermittently at the stated crankshaft speed, for a period not exceeding one hour in any period of twelve hours' continuous running, with the fuel limited so that the fuel stop power cannot be exceeded, immediately after running at the rating in (3) above, under ISO standard conditions and with the provisions specified in (1) above.

**5. De-rating**

For non-standard site conditions, reference should be made to relevant BS, ISO and DIN standards.

**Distributor's Address**



**UK**

Lister Petter Limited, Dursley, Gloucestershire  
 GL11 4HS England; Tel: +44 (0)1453 544141;  
 Fax: +44 (0)1453 546732;

E-mail: sales@lister-petter.co.uk <http://www.lister-petter.co.uk>

**USA**

Lister Petter Americas Inc. 815 E. 56 Highway, Olathe, Kansas 66061 USA  
 Tel: +1 913 764-3512; Fax: +1 913 764-5493;

E-mail: info@lister-petter.com; <http://www.lister-petter.com>

**France**

Lister Petter France, 17 Avenue de l'Escouvrier, Zone d'Activités,  
 95842 Sarcelles Cedex, France; Tel: +33 (0)1 39330420;  
 Fax: +33 (0)1 34195760; E-mail: commercial@lister-petter-france.fr

**India**

Lister Petter India (P) Ltd, 32/2/5/1, Kondhawa (BK), Pune 411048 India  
 Tel: +91 20 2693 2688/3644/3645; Fax: +91 20 2693 3286  
 Email: smith@listerpetterindia.com

**China**

Lister Petter China, Jinan Fuqiang Power Co. Ltd, Shandong Zhangqiu Industrial  
 Area, Jinan 250220, P.R. China  
 Tel: +86 531 8558 4852; Fax: +86 531 8558 4820

Lister Petter have made efforts to ensure that the information in this data sheet is accurate but reserve the right to amend specifications and information without notice and without obligation or liability.